

Single Adult Housing Hub Dashboard

Published October 2016

We worked with

6485

Individuals since January 1, 2016

6164

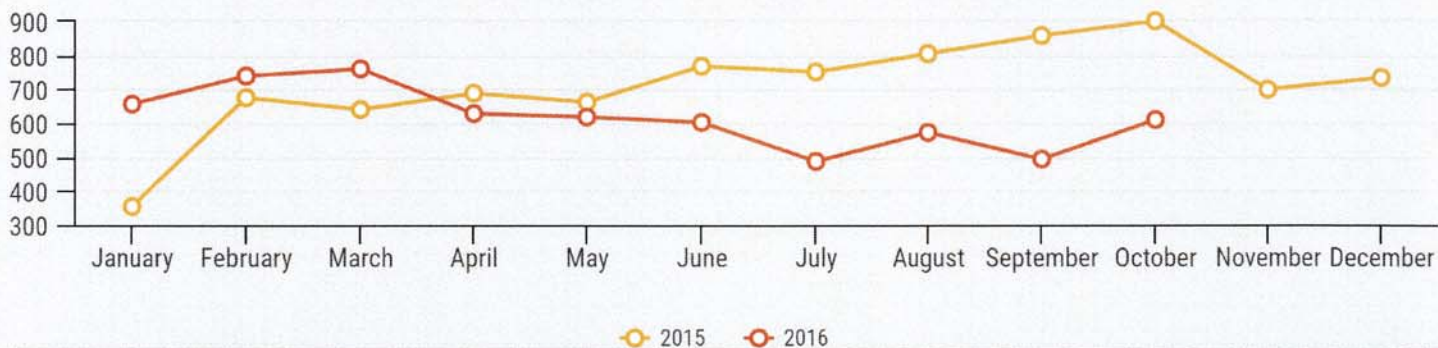
were experiencing HOMELESSNESS



An average of **616** new individuals experience homelessness each month



Unduplicated Homeless Single Adults 2015 & 2016

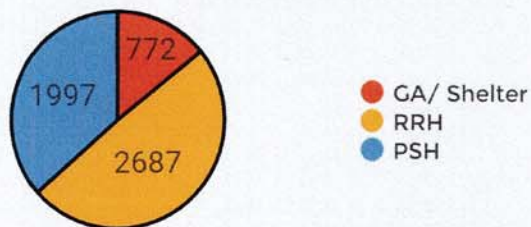


In the Month of October (2016)



Since January 1, 2016...

We fully assessed and placed **5456** Individuals on the Service Priority List



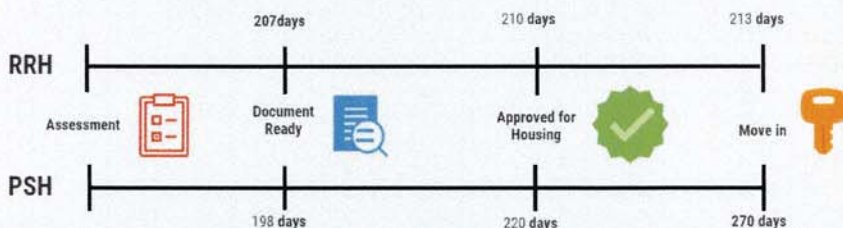
During the same time, we placed **4861** Individuals into different programming

- Shelter: 4,581
- RRH: 141
- PSH: 139



Average number of days from Assessment to Move In

Shelter — Currently there is NO wait time to get into shelter



Diversions

488 Individuals have been **DIVERTED** from Homeless since January 1, 2016

2 clients that were diverted this month:

- Client 1: A Veteran came into the welcome center saying that he was stranded in Phoenix. He moved out to move in with his daughter. The situation fell through and he was looking for shelter. We found out he had a fiancée in North Carolina that had a place for him to stay while he got back on his feet. He left the welcome center with a greyhound ticket in his hand and tears in his eyes as he hugged everyone in the front office.
- Client 2: A young man was dropped off at the Welcome Center by the police. He came to Phoenix for a job opportunity that fell through. Through problem solving and motivational interviewing, the staff worked with the client on connecting back with his father. His father was so grateful to hear from him that he purchased a ticket for him to come home.